

STUDENT WORK | 2016

CLASSES: Advanced/Intermediate/Introductory Ceramics, Sculpture and Foundations



Image: 1

Class: Intermediate Ceramics

Project: Plinth, Two-Part Assignment;

1) The students were asked to create a plaster form by scooping out a block of clay and filling the resulting hole with plaster. The created form was used as a source of inspiration for an abstracted object.

2) The second part of the assignment was to consider ways of creating a pedestal or plinth that was integrated with the top form.

Media: Stoneware

Date: 2013

Dimensions: 20inx10in20in



Image: 2

Class: Advanced Ceramics

Project: Independent Project

Media: High-fire stoneware with wood stain

Date: 2013

Dimensions: 4ftx2ftx2ft




Image: 3

Class: Ceramics Systems (TA)

Project: Iterative process project. Students explored how process can facilitate the creativity through repetition.

Media: 3D printed, slip cast porcelain

Date: 2013

Dimensions: 5ftx1ftx3ft



Image: 4
Class: Advanced Ceramics
Project: Slip-casting
Tableware Assignment
Media: Porcelain with cone
04 glaze
Date: 2014
Dimensions: 5ftx10ftx1ft



Image: 5

Class: Ceramics Systems (TA)

Project: Iterative processes project. Students explored how process can facilitate the creativity through repetition.

Media: High-fire stoneware

Date: 2013

Dimensions: 12ftx1ftx4ft



Image: 6

Class: Foundations

Project: Conceptual Photo Project. Students created temporary lighted paper constructions in order to explore light and shape. The final output was a photograph.

Media: Paper/Photography

Date: 2015




Image: 7

Class: Foundations

Project: Line Inventory Project. Through an iterative process moving from 2D to 3D to 2D, students developed a final paper and pen composition exploring line and shadow.

Media: Paper and pen

Date: 2015



Image: 8

Class: Foundations

Project: Conceptual Photo Project. Students created temporary lighted paper constructions in order to explore light and shape. The final output was a photograph.

Media: Paper/Photography

Date: 2015




Image: 9

Class: Foundations

Project: Students developed innovative avenues to showcase their exploration of fundamental design principals.

Media: Paper and Pen

Date: 2015






Image: 10

Class: Advanced Ceramics

Project: Independent Project

Media: High-fire stoneware, glaze, neon lights

Date: 2014

Dimensions: 5ftx4ftx4ft



Image: 11
Class: Sculpture
Project: Class Exhibition at the Wild Basin Creative
Research Center
Date: 2013



Image: 12

Class: Beginning Ceramics

Project: The Culturally Situated Object. Clay has been employed to make useful and culturally meaningful vessels for thousands of years. For this project students were asked to make a vessel / vessels that serve a specific function in your their life. There were asked to look to their your daily routines and larger cultural contexts for inspiration.

Media: Stoneware

Date: 2014

Dimensions: 20inx20in20in



Image: 13

Class: Beginning Ceramics

Project: Students were asked to develop an sculptural idea drawing from the microscopic world.

Media: Stoneware

Date: 2013

Dimensions: 34inx47inx20in



Image: 14

Class: Beginning Ceramics

Project: Students were asked attach the six forms you created together in any manner you would like. You can cut up the forms and modify them to create an entirely new figurative, abstract or functional object.

Media: Stoneware

Date: 2015

Dimensions: 20inx17inx40in



Image: 15

Class: Beginning Ceramics

Project: The project centered on an investigation of a phenomena (human, natural, cultural or other).

The final product was a photograph of the raw clay investigation.

Media: Raw Clay

Date: 2013




Image: 16

Class: Intermediate Ceramics

Project: Students were asked to create an interactive installation based on scientific or social science research.

Media: Stoneware

Date: 2015

Dimensions: 23inx10inx20in



Image: 17

Class: Beginning Ceramics

Project: Students were asked to develop an sculptural idea drawing from the microscopic world.

Media: Stoneware

Date: 2014

Dimensions:

40inx37inx50in



Image: 18

Class: Sculpture

Project: Land Art project exploring the formal and conceptual implications of natural forms and materials. This project focused on sculpture as a means to explore the relationships between the human and natural world

Media: Found materials

Date: 2014



Image: 19

Class: Intermediate Ceramics

Project: Material Interaction Project. Students developed interactive installations using raw clay to explore concepts from avarice to social phobias.

Media: Raw clay, Disposable Camera,

Date: 2013



Image: 20

Class: Intermediate Ceramics

Project: Plinth, Two-Part Assignment;

1) The students were asked to create a plaster form by scooping out a block of clay and filling the resulting hole with plaster. The created form was used as a source of inspiration for an abstracted object.

2) The second part of the assignment was to consider ways of creating a pedestal or plinth that was integrated with the top form.

Media: Stoneware

Date: 2013

Dimensions: 20inx10in20in

More images of my students work can be found at: <http://www.saraparentramos.com/large-grid>